



DEPPELER

Signature of excellence

THE ESSENTIALS

A selection of
our most popular instruments
for the excellence of your practice



PROPHYLAXIS



PERIODONTOLOGY



MICROSURGERY



RESTORATION



ENDODONTICS



WWW.DEPPELER.CH

About Deppeler



Our story

Deppeler instruments are the result of many years of know-how and passionate work. They have stood the test of time, while continually getting up to date with the changing dental industry.

Cutting-edge instruments since 1934

Arnold Deppeler opened his workshop in 1934, in a former forge in Rolle, Switzerland, where he started making the first Swiss dental instruments. Since then, Deppeler has continually grown and taken on an international dimension – from a few products sold in Switzerland in the 30's, to more than 500 references distributed in 40+ countries today.

Creator of the iconic M23®

Committed to developing innovative products while upholding the highest standards of Swiss workmanship, Arnold Deppeler Jr. designed the original M23® universal scaler. This instrument revolutionized the dental industry worldwide and became the Swiss-army knife of every dentist and dental hygienist. Other innovations followed, such as the titanium curette, patented in 1997, the furcation curette, patented in 2005, and the light and hygienic CLEANext ergonomic handle, developed in 2010.



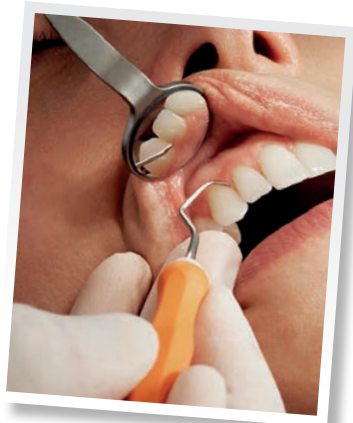
Man and machine

After gradually industrializing its manufacture over the years, Deppeler acquired numerical control machines. During the production process, a strict manual control at every step guarantees that each instrument meets our highest standards. In the spirit of Arnold Deppeler's craftsmanship, all instruments are still meticulously hand-finished.

Swiss-made for the world

While many industrial sectors were facing relocation, Deppeler remained in Switzerland, in modern and eco-friendly premises, where it still produces its entire range.

Your signature of excellence



A unique monobloc instrument

The exceptional quality of our proprietary raw material and our expertise in the manufacture of steel for medical devices enables us to create monobloc instruments that combine flexibility and sturdiness, for excellent tactile feedback and unrivalled durability.

The perfect shape

The shapes, angulations and balance of our instruments are designed to allow a natural hand position and greater comfort, as well as optimal control and precision. Our aim is to produce a tool that will become one with your hand and enhance your skills.

Hand in hand

Since our very beginning, we have been partnering with dental professionals to develop our products and adapt our offer to the newest techniques. We put a strong emphasis on maintaining and growing a strong relationship with our customers, sharing knowledge and insights.



PROPHYLAXIS

Hygiene, sensation and durability are key criteria for demanding prophylaxis specialists. Why? Tactile sensation is essential to perform a complete teeth scaling. Deppeler's monobloc instruments are made for maximum communication between the patient tooth and the practitioner's hand.

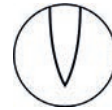
DIAGNOSTIC Thanks to the unique characteristics of our raw material, the double-ended explorers have an unmatched lifetime. Made of a single piece of steel (no inserted tip), they make a better sound for calculus detection.

Double-ended explorers



Classic and Orban explorer | SG5 + ADEP RS

Classic side for calculus detection.
Orban side for caries detection.



SHARP



RESISTANT AND FLEXIBLE



Pigtail explorer | S3C + ADEP RS

Left and right angulations.



Gracey 11/12 explorer | DH2 + ADEP RS

For pocket calculus detection in healthy sulcus and deep pockets.

DEPPER'S RAW MATERIAL: UNPARALLEL TACTILE SENSATION, PRECISION AND DURABILITY

Our proprietary medical steel reaches an unmatched hardness/flexibility ratio. The instruments made out of this steel are extremely effective, long-lasting and unlikely to break into the patient's mouth. Each working end is hand-finished to guarantee a perfectly sharp tip.

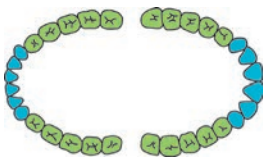
SUPRAGINGIVAL

Scalers

Universal scaler | M23CN®
(also available in a thin version: ref. M23FCN®)

M23CN®, your "Swiss army knife"

Every dentist and hygienist should have a M23CN® in their set. From scaling to light calculus removal before conservative, endo, or surgery procedures, the M23CN® is your instrument for all quadrants.



Anterior straight scaler | PY51ZCN

Perfect angulation for the debridement of labial and lingual areas.



Anterior sickle scaler | H6H7CN

Classic form, very effective for approximal areas.

SUBGINGIVAL

Curettes



Universal curette | M23ACN®

Ø 0.95 mm
Perfect for the treatment of all quadrants. Also available in a thin version (ref. M23ASCN®), ideal to access difficult areas.



Anterior curette | GX4CN

Ø 0.95 mm
Optimal angulation for anteriors and premolars. Perfectly complementary to the M23ACN® curette.

Discover our entire range of scaling instruments



PERIODONTOLOGY: NON-SURGICAL TREATMENT

Discover our range of hand instruments for diagnosis and non-surgical treatment of deep periodontal pockets, including the Deppeler Smart Scaling concept.

DIAGNOSTIC

Double-ended periodontal probe



H125 + ADEP RS

Ø 0.40 mm, 3-6-9-12 graduation markings

A flexible and resilient periodontal probe on one side, with durable pocket depth markings. Minimally invasive thanks to the small diameter of the tip.

On the other side, a curved explorer for caries and calculus detection.

PERIODONTAL POCKETS

All root surfaces can be treated with only two instruments. Deppeler Smart Scaling's revolutionary angulation and double-edge blade enables perfect access to periodontal pockets.

Smart Scaling curettes



Curette | DS1CN

Anteriors & Buccal/Palatal

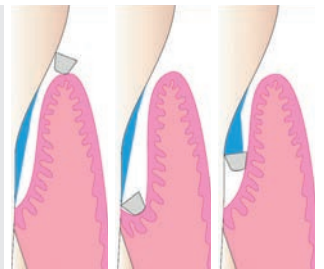


Curette | DS2CN

Mesial/Distal

**WIDER ANGLE
= SAFE TREATMENT**

The Smart Scaling blade has a double edge with a wider angle and a rounded conical shape. This innovative geometry enables a safe debridement without damaging the healthy tissue.



Smart Scaling curettes are also available with 3-6-9-12 markings to measure pocket depth (DSS1CN and DSS2CN).

Gracey curettes



Gracey 5/6 | 5GE6CN

Anteriors. The shape enables a better position of the wrist than a Gracey curette 3/4 and a deeper access than a Gracey curette 1/2.



Gracey 7/8 | 7GE8CN

Premolars, molars. Buccal/Palatal. The shape offers more comfort than a Gracey curette 9/10, for both the practitioner and the patient.



ANTERIORS



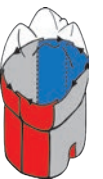
Gracey 11/12 | 11GE12CN

Mesial. The shape offers more comfort than a Gracey curette 15/16.



Gracey 13/14 | 13GE14CN

Easy access to the distal areas of the premolars and molars.



**PREMOLARS
MOLARS**



Gracey 17/18 | 17GE18CN

Easy access to the distal areas of the last molars. Complementary to the Gracey curette 13/14.

Discover our entire range of Gracey curettes



IMPLANT AND FURCATIONS MAINTENANCE

Special situations require special instruments, notably with the growing incidence of peri-implant diseases and severe periodontitis. Deppeler offers a minimalist set of instruments to diagnose and treat the implant and furcations areas.

IMPLANT SCALING Four instruments for all clinical cases.


Perititan probe




PP12 DMS-N
3-6-9-12 graduation markings
Flexible implant pocket probe, made of PEEK plastic to avoid scratching the implant. Durable pocket depth markings.

Implant curettes

Curettes in pure titanium (grade 4) for implant maintenance and peri-implant mucositis. While the cutting edges are perfectly efficient, the surface of the implant remains undamaged. Patient comfort is optimal, as there is no ion exchange when the metal of the instrument and implant is identical.



Deep pocket curette TIS1CN
Anteriors & Buccal/Palatal



Deep pocket curette TIS2CN
Mesial/Distal



Light subgingival curette AD23CN
Tip shape equivalent to M23ACN®, to treat all surfaces



"TIS1CN and TIS2CN are a reduced set of universal instruments that are based on complex design features to facilitate access and adaption to all sites with just two instruments. The handles are colour-coded for ease of identification, hexagonal and lightweight to ensure optimum ergonomics and comfort. The working ends are compact and this permits ease of insertion in narrow defects and deposit removal from challenging collars and threads."

Claire McCarthy, RDN RDH (TCD) FAETC CERT ED PGCE MA HPE FHEA IFDEA, UK

FURCATIONS

Nabers furcation probe



ZA3
Ø 0.50 mm, 3-6-9-12 graduation markings
Perfectly rounded tip for atraumatic probing

Furcation curettes



F10CN
A very open angle and a conical tip for an easier access to slightly opened furcations (grade I + II).



F11CN
For open furcations (grade III + IV). The rounded tip enables an easy treatment of the furcation's roof.



F12CN
Diamond-coated curette for the finishing of root surface, with the same shape as the Nabers probe.

2 STEPS FOR CLEAN FURCATIONS

1. Debridement with the curettes F10CN or F11CN depending on the size of the furcation (see pictures below).
2. Smoothing with diamond-coated curette F12CN. Very fine diamond grain protects the root surface.



F10CN



F11CN



F12CN

PERIODONTAL MICROSURGERY

Thin and sharp, yet robust and durable: Deppeler instruments gather all these characteristics thanks to the unique know-how of our artisans, who hand-finish every tip. Dental specialists can perform delicate, minimally invasive surgery with extreme precision and comfort, as the shapes of the instruments are intelligently designed to access both anterior and posterior areas.

TUNNELING / FLAP SURGERY

Tunneling knives



View from above

Tunneling knife | TKP

For papillae elevation.
Tips with left and right angulations.



"The angulation and torsion of the TKP enable an easy dissection of the papilla, without tearing or lesion of thin tissue."

Dr. Olivier Beurenault,
French Society of Periodontology
and Oral Implantology



Tunneling Knives Kit | KITTK

In this kit:

- Tunneling knife left | TKL
- Tunneling knife right | TKR
- Tunneling knife anteriors | TKF
- Tunneling knife anteriors | TKI
- Tunneling knife papillae | TKP
- Sterilization box | CLEANext B5



"The Deppeler tunneling knives are exceptionally well designed instruments perfectly suited for minimally invasive surgical interventions. The surgical set is ideal for tunneled flap techniques aiming at root coverage, enlargement of keratinized tissues and socket preservation."

Prof. Peter Windisch,
Department of Periodontology,
Semmelweis University,
Hungary



Pre-Op



Post-Op



Watch the
video of the
technique



PERIODONTAL SURGERY

Mini periosteal elevator



View from above

PE1

The small end and angulation help to start lifting the flap.
Tips with left and right angulations.



"The PE1 periosteal elevator is impressive. Its game-changing. Under the loupes, the gingivectomy is very clean. It cuts perfectly well, without the risk there could be with a scalpel. It is really comfortable to work with."

Dr. Arnaud Deudon,
Cambrai, France

Surgical curettes



Side view of the
surgical curettes

CU3

Ø 3.0 mm
With flat and curved blade.



CU5

Ø 3.5 mm
Same shape as the CU3,
with a wider blade.

MICROSURGERY: IMPLANTOLOGY

Tissue preservation when preparing for extraction and implantology is key for successful post-op. Deppeler developed delicate instruments to cut around the ligaments and remove tips remnants, as well as perform clean incisions. These instruments have optimal weight and sharpness to avoid the use of force.

EXTRACTION

The hand-finished cutting edge enables you to work efficiently and gently. These instruments guarantee the best possible preparation for an extraction.

Periotomes



TH31
Anteriors.




TH30
Posteriors. Fine and rounded blade.

Syndesmotome



VT1
Straight syndesmotome to cut ligaments before a tooth extraction and remove tip remnants. High quality manufacture and exceptional cutting edge guarantee a precise and efficient work.
Important: this instrument should never be used as an elevator.

Periosteal elevator



HO3
The small pointy end is ideal to start separating the gingival flap from the teeth. The large round end helps to lift the flap efficiently.

Elevator



EL1
Straight and pointy elevator with a light ergonomic handle for a good hold during tooth extraction.

SINUSLIFT



Sinuslift Kit | KITSINUS + ADEP

In this kit:

- Step 1: Surgical curette | CU3 + ADEP R
- Step 2: Sinuslift curette | AF30 + ADEP O
- Step 3: Surgical curette | CU7 + ADEP J
- Step 4: Curette | SL2 + ADEP V
- Step 5: Spatula | BS1 + ADEP BC
- Step 6: Plugger | 2BR3 + ADEP VI
- Sterilization box | CLEANNext B10



Watch the video of the technique



"Deppeler's straight syndesmotom is one of the best instruments for removing root tip remnants. During my professional career I have tried new instruments to solve this problem. Again and again I came to the conclusion that Deppeler's syndesmotom is the best possible instrument for the job. It is perfectly balanced. That is why I still use this instrument for this indication today and can recommend it to every dentist who performs surgery."

Prof. Dr. Markus Hürzeler, Hürzeler/Zuhr Praxis für Zahnheilkunde, München, Germany



"The instruments in the Sinuslift Kit enable you to raise the sinus floor safely, without damaging the membrane. Thanks to their remarkable tactility, you are able to feel the anatomy through the tip. They are both flexible and durable. The color code helps practitioners perform the surgery step-by-step."

Dr. Mickaël Samama, Head of the Oral and Implant Surgery Department, Pitié-Salpêtrière, Paris, France

RESTORATION

Deppeler has partnered with leading dentists in the field of caries removal, composite restorations and full mouth rehabilitation to offer a palette of multi-use instruments to create beautiful and confident smiles.

CARIES TREATMENT

The Deppeler SCR Kit helps the dentist perform atraumatic and minimally invasive treatments of deep carious cavities, even without anesthesia or drills according to the ART technique (Atraumatic Restorative Treatment).



Excavator | ART1 + ADEP VI

OddJob Ex excavator counter-bent, cylindric. Unique and innovative mushroom-shaped excavator for easy removal all around the cavity.



"The SCR Kit is an effective toolkit for the selective removal of carious dentine. The high quality of Deppeler instruments and the teamwork between the company and the clinician have created this innovative kit, for a very conservative clinical procedure towards dental tissues."

Dr. Stefano Daniele, DDS,
Milano, Italy

SCR Kit | KITSCR + ADEP

In this kit:

- Small rounded excavator *Circle Ex* | EX31L + ADEP RS
- Mushroom-shaped excavator *OddJob Ex* | ART1 + ADEP VI
- Small drop-shaped excavator *Drop Ex* | EX09 + ADEP BC
- Spatula-burnisher *Restore* | SD1 + ADEP B
- Explorer *Sensor* | S23H
- Sterilization box | CLEANNext B5



Watch the video of the technique



COMPOSITE RESTORATIONS

The ultimate kit for anterior and posterior composite restorations, designed in collaboration with Dr. Monik Vasant. Exceptional sharpness & optimal weight. High tech carbon Shadeline® coating.



MV Kit | KITMVX + ADEP

In this kit:

- Occlusal shaper | MV1X + ADEP N
- Interproximal carver | MV2X + ADEP N
- Composite veneer spatula | MV3X + ADEP N
- Spatula-plugger large | MV4X + ADEP N
- Spatula-plugger small | MV5X + ADEP N
- Sterilisation box | CLEANNext B5



"These instruments have been carefully designed and masterfully crafted to ensure precision and provide the aesthetic dentist with the perfect tools to recreate beauty for direct composite."

Dr. Monik Vasant, BCHD, MFGDP,
MSC, United Kingdom

The patented surface treatment of Shadeline® instruments offers an improved coefficient of surface friction and abrasion resistance, for a real ease of handling and shaping composite materials. The black color prevents bothersome reflections seen with steel instruments. Shadeline® instruments will also last longer than traditional composite instruments.



Pre-Op

Post-Op

Photo credit: Dr. Konrad Meyenberg, specialist in reconstructive dentistry, Zurich (CH)

CROWNS, INLAYS AND ONLAYS by Dr. Mykhaylyuk



Gingival cord packer | NM4 + ADEP O
Small gingival cord packer

Enamel chisels



NM0 + ADEP J
Very thin, conical and rounded tip



NM1 + ADEP G
Ø 1.0 mm
Parallele blades and rounded tip



NM2 + ADEP BC
Ø 1.4 mm



NM3 + ADEP B
Ø 1.6 mm



"These enamel chisels are incredible hand instruments. They give the ability to create perfectly smooth preparation margin (for full crowns, veneers, onlays) for direct and indirect restorations and, as a result, to gain a maximum precision. Three sizes (1.0 - 1.4 - 1.6) match the corresponding size of burs in the Nazariy Mykhaylyuk preparation kit. So we get a full system of preparation, starting with burs and finishing with chisels."

**Dr. Nazariy Mykhaylyuk, DDS,
Dental Clinic of Mykhaylyuk, Ukraine**

SWISS SELECTION OF RESTORATIVE INSTRUMENTS Discover Deppeler's bestselling range of composite instruments



Sharp thin spatula | TH66X
The curved shape adapts better to the teeth's anatomy. The sharp blades easily remove excess composite. Shadeline® coating.



Straight spatula | MB5C
Straight and curved sharp spatula for anterior teeth. Ideal for veneer placement.



Thin spatula | OP55C
The identical ends are on two different planes, in order to work easily both in the cavity and in the interdental area.



Spatula-plugger | OP3CT
Ø 1.1 mm - 1.8 mm
A spatula on one end, a plugger on the other end. Designed specifically to treat small cavities. Titanium Nitride coating.



Gingival cord packer | BT7
Ø 1.9 mm
The unique round tips enable easy, atraumatic and precise cord placement.



ENDODONTICS

The excellence of Deppeler instruments is illustrated by the unequalled level of precision, thinness and flexibility that we achieved when collaborating with Style Italiano Endodontics group.

DIAGNOSTIC



Root canal probe | GR16
 Ø 0.35 mm
 Very thin root canal probe



Micro mirror | VA4
 Ø 4 mm
 Round tip


ESSENTIAL ENDODONTICS KIT

In the SmartEndo Kit:

With the SmartEndo Kit, upgrade your essential instruments for your daily endodontic treatments and retreatments. Also for MB2 scouting, MTA and broken file removal. Developed with the Style Italiano Endodontics Group.



Long explorer | Explora
 • Root canal scouting at any level
 • Manage intracanal obstacles



Simplified plugger | Prexo M
 • Plug gutta-percha in apical region with control
 • Apply biomaterials



Double-ended probe | MisurEndo
 • Diagnose safely
 • Smart Guide for correct access cavity design (4-6-9-10 markings: 4 pulp chamber roof - 6 pulp chamber floor - 9 furcation limit)



Ruler and mirror | Multiplo
 • Measure files
 • Adjust the gutta-percha cone length
 • Guide gutta-percha cone and collect sealers



Unique instrument | ExtEndo
 • Extend the length of gutta-percha cones in longer canals
 • Remove gutta-percha from the canals

Discover clinical cases and videos with SmartEndo instruments



MICRO APICAL SURGERY

The Micro Apical Surgery Kit has been designed in collaboration with the Style Italiano Endodontics group. It is composed of only five instruments, that can cater for all the requests of the clinician during this extremely precise procedure.



Micro Apical Surgery Kit | KITSIE + FG

- In this kit:
- Periosteal elevator | SIE3 + FG V
 - Curette | VA21 + FG R
 - Ball plugger-spatula | VA10 + FG G / J
 - Explorer-plugger | SIE1 + FG J / B
 - Plugger | SIE2 + FG B
 - Sterilization box | CLEANext B5

"Endodontic surgery requires great precision. For this reason the choice of the surgical instrumentation must be evaluated in details. Deppeler micro-endodontic surgical kit is exactly what we need to perform the best surgery ever."

Prof. Dr. Fabio G.M. Gorni, DDS, Milano, Italy



SHARPENING AND HANDLES

SHARPENING

Use your instruments up to 10 times longer with the Deppeler Easy Sharp method. Maintain a perfect angle, avoid facets on the blades and keep the same efficiency in all treatments.

Easy Sharp Device



easy
sharp

ESD

The Easy Sharp Device enables you to sharpen your scalers and curettes, quickly and safely. Delivered with a fine Hard Arkansas sharpening stone, two plexi spacers and instructions for use.

Easy Sharp Coach



ESC

Ideal tool for training in the manual sharpening of instruments:

- perform the correct movement
 - sharpen with the right angle
 - increase the blades' lifetime
 - avoid facets on the blades
- Delivered with 2 coaches (Gracey and universal) and a Hard Arkansas sharpening stone.



Watch the Easy Sharp Device and Coach demo videos



Easy Sharp stones



ESS1

Hard Arkansas stone for regular sharpening.



ESS3A

Translucent Arkansas stone for expert sharpening.



ESS4

Silicone Carbide sharpening stone for titanium curettes or very dull steel instruments.

"For me, the durability and sharpness of the blade after using the Easy Sharp method is incomparable with any other method."



Sandra Flückiger,
Dental hygienist
and lecturer at the
Fachhochschule Medi,
Bern, Switzerland

HANDLES AND GRIPS

Four different options. All our handles are suitable for autoclave sterilization at 134°C.



CLEANNext handles | CN

Optimal instrument weight (17-19 g.). Requires less effort to stay in place and provides an excellent grip. Available for a selection of scalers and curettes. Fixed Deppeler color code.

The CLEANNext ergonomo handle:

100% hygiene, comfort and control

Soft high performance medical TPE, molded and sealed with a white ring to avoid any space between the handle and the shaft. 100% airtight for perfect hygiene. Hexagonal handle for a more comfortable grip.



ADEP silicone hexagonal grips

Instrument ref. + ADEP and color code

Slightly heavier instrument (25-28 g.), for better control and communication between the instrument and the mouth. Available for all instruments. 11 color options (50+ possible combinations, ideal for office logistics and education purposes).



FG silicone round grips

Instrument ref. + FG and color code

Specifically designed for surgical instruments, for perfect control of every movement. 4 color options.



Classic steel octagonal handle

Original bare steel octagonal monobloc handle. For the best tactile feedback between your hand and the patient's mouth.



DEPPELER

Signature of excellence

DEPPELER SA, LA PIÈCE 6 - 1180 ROLLE, SWITZERLAND
TEL: +41 21 825 17 31 - EMAIL: INFO@DEPPELER.CH

WWW.DEPPELER.CH

